


YOUR FAMILY DESERVES

**PERFECT**



SG ESTATE II



The Key To Your Dream Home

**READY-TO-OCCUPY PLOTS**



SG ESTATE II



The Key To Your Dream Home



OUR VISION

Sustainable Development  
for a Better Future



# About Us

Building on the incredible success of our inaugural project **"SG ESTATE I,"** we are thrilled to introduce our latest venture, **"SG ESTATE II,"** nestled in the vibrant locale of Jamtha, Nagpur. Situated in close proximity to the bustling Jamtha Square, this development enjoys convenient access to esteemed institutions like NCI and Suretech, offering cutting-edge medical facilities. Additionally, it boasts a mere 2-minute distance from the iconic Jamtha VCA Stadium, catering to sports enthusiasts.

Embracing the remarkable progress of Samrudhi Mahamarg, one of Nagpur's recent monumental advancements, our project stands a mere 5 minutes away, ensuring seamless connectivity to major cities, including Mumbai. The surroundings offer an exceptional residential ambience, enriched by a nurturing environment. Moreover, the locale holds promising potential for future commercial endeavors, driven by the rapid growth in the vicinity.

At **SG ESTATE**, our vision extends beyond the present, ensuring that all our projects are meticulously conceived, strategized, and executed for sustained prosperity. We invite you to be a part of this journey towards a future marked by unparalleled growth and fulfillment.

ARTISTISTIC IMPRESSION





SG ESTATE II



The Key To Your Dream Home




ARTISTIC IMPRESSION



# Plot Area

Plot No.	Plot Area in Sq. Mt.	Plot Area in Sq. Ft.	Plot No.	Plot Area in Sq. Mt.	Plot Area in Sq. Ft.
1	250.365	2694.92886	23 – 24	137.6	1481.1264
2	250.703	2698.567092	25	152.28	1639.14192
3	251.841	2710.816524	26	142.28	1531.50192
4	250.438	2695.714632	27 – 31	130.5	1404.702
5	255.199	2746.962036	32	167.708	1805.208912
6	294.168	3166.424352	33	184.135	1982.02914
7	272.979	2938.345956	34	144.9	1559.7036
8	252.582	2718.792648	35 – 42	121.716	1310.151024
9	259.123	2789.199972	43	132.533	1426.585212
10	260.831	2807.584884	44	119.911	1290.722004
11	265.325	2855.9583	45 – 52	94.827	1020.717828
12	253.471	2728.361844	53	123.405	1328.33142
13	251.045	2702.24838	54	143.055	1539.84402
14	164.417	1769.784588	55	155.986	1679.033304
15 – 20	122.4	1317.5136	56	103.92	1118.59488
21	209.303	2252.937492	57–63	94.827	1020.717828
22	189.408	2038.787712	64	140.954	1517.228856





ARTISTISTIC IMPRESSION

# SALIENT FEATURES



FRUIT BEARING  
TREES



KIDS PLAY  
AREA



GREEN  
GYM



WALKING  
TRACK



MULTI SPORT  
COURT



GAZEBO



STREET LIGHT



SIGNAGE



BOUNDARY  
WALL



CONCRETE  
ROAD



SEWAGE TREATMENT  
PLANT



RAINWATER  
HARVESTING



WATER  
PIPELINES



BOREWELL



SOLAR PATHWAY  
LIGHT



# Prime Location



8 MINS

NAGPUR INTERNATIONAL AIRPORT

7 MINS

LE-MERIDIAN

3 MINS

NATIONAL CANCER INSTITUTE

6 MINS

PARSODI METRO STATIONS

5 MINS

VCA STADIUM

5 MINS

MIHAN SEZ

10 MINS


D-MART

5 MINS

SAMRUDHI MAHA MARG



# SG ESTATE II



The Key To Your Dream Home

## OFFICE ADDRESS

31, VCA COMPLEX, CIVIL LINES,  
NAGPUR, 440001



P50500053153



**CREDAI**  
NAGPUR METRO

CREDAI-NM/23-24/RP/032